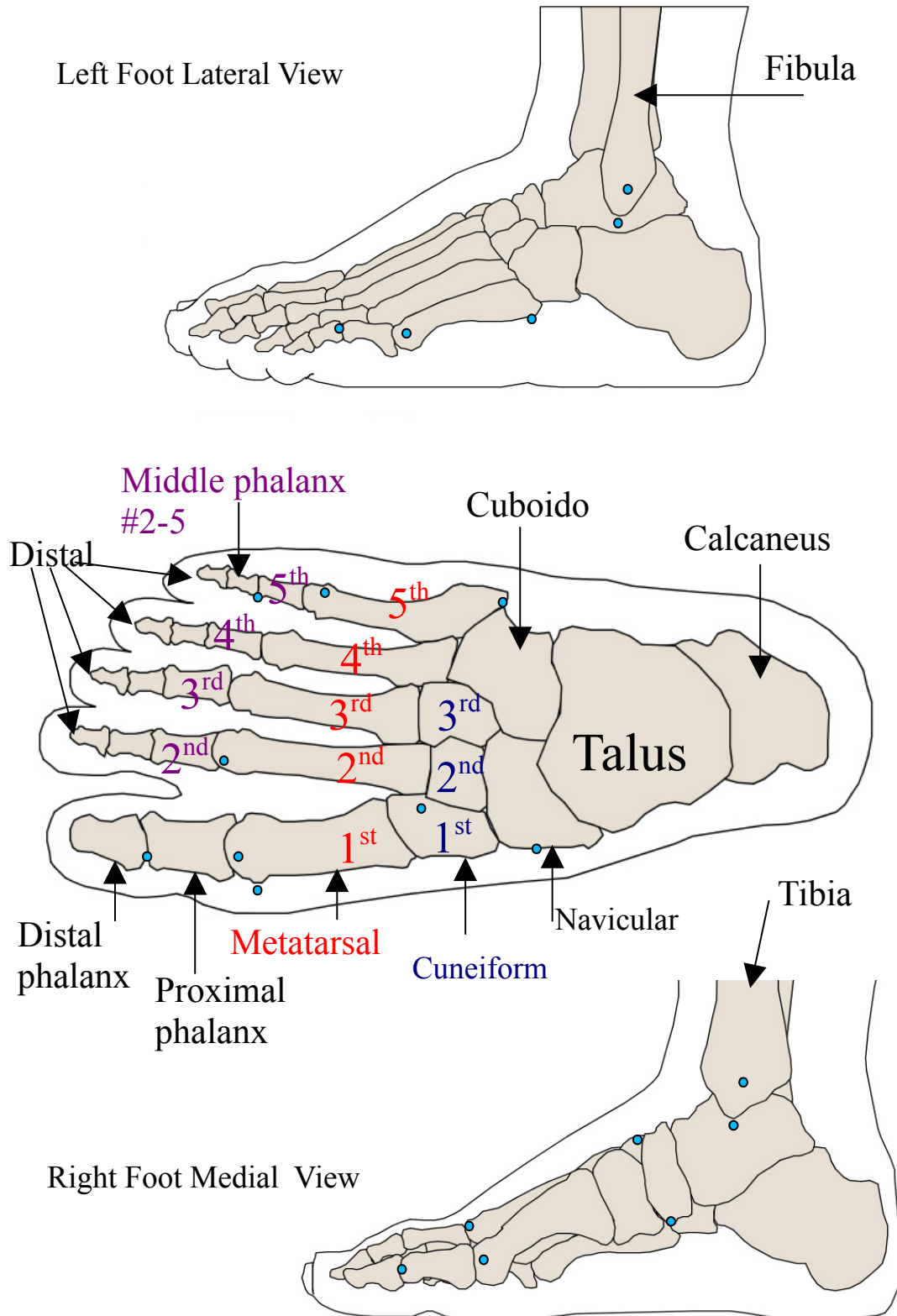


# INFOOT Measuring points and items

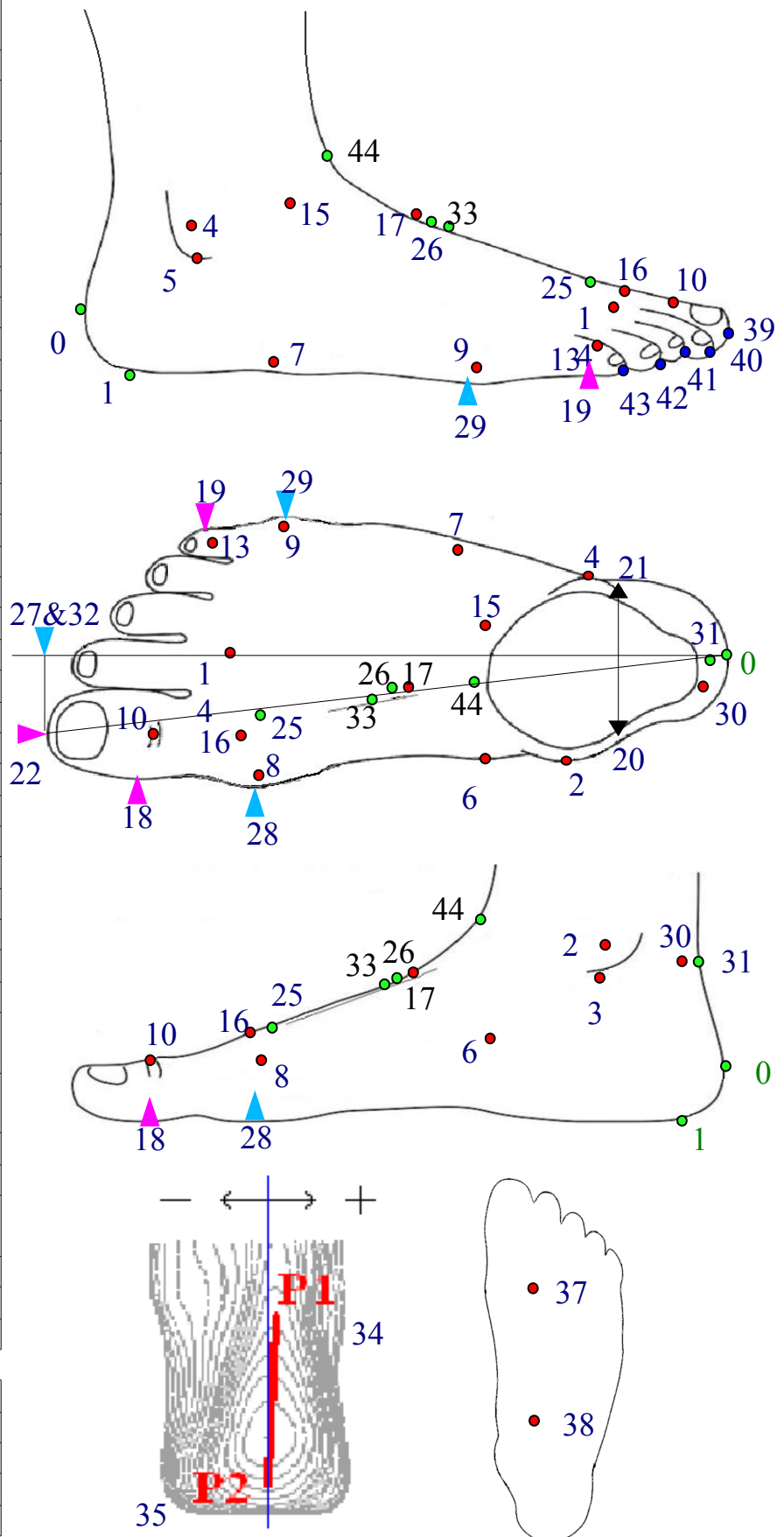
- Anatomical Bone and Landmark names



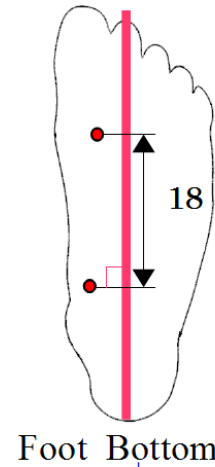
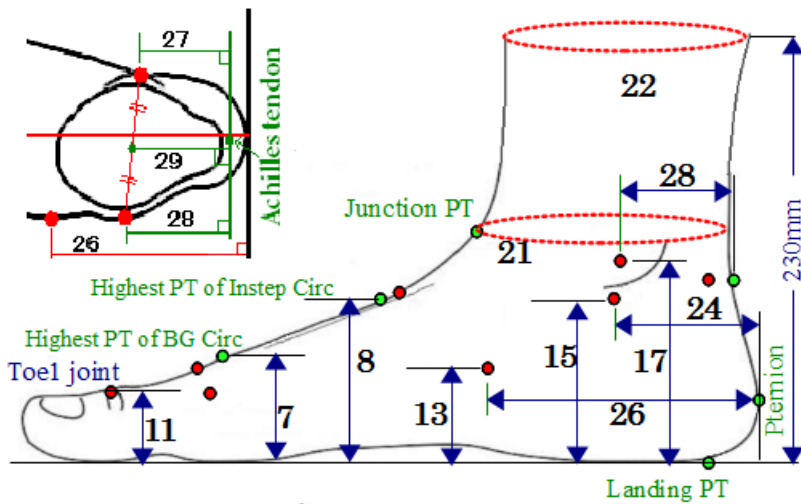
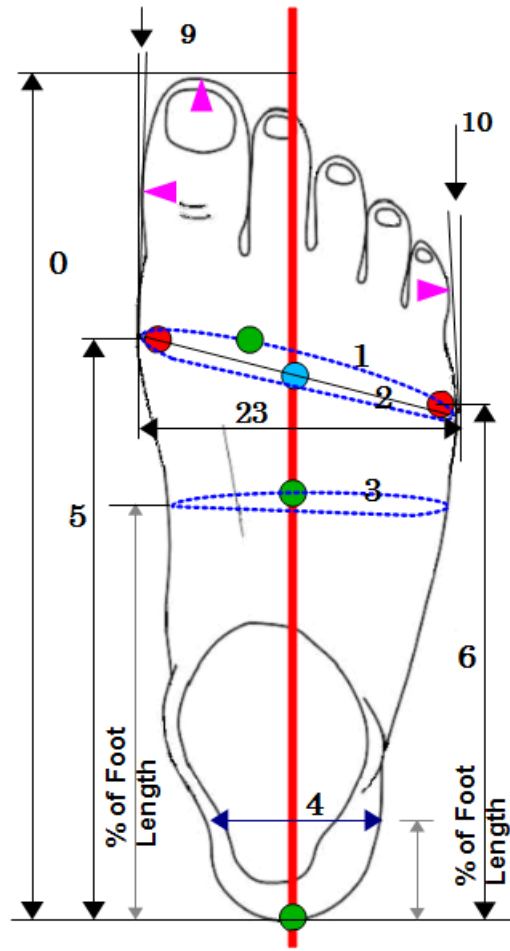
• Marker positions & calculated points

No.	Name of Point
<b>Maker Position</b>	
0	Pternion
1	Landing pointis
2	The most medial point of medial malleolus
3	Sphyrion
4	the most lateral point of lateral malleolus
5	Sphyrion fibulare
6	Navicular
7	Tuberosity of 5th metatarsalis
8	Metatarsale tibiale
9	Metatarsale fibulare
10	Toe #1 joint
11	Toe #2 joint (not supported)
12	Toe #4 joint (not supported)
13	Toe #5 joint
14	Head of 2nd metatarsal
15	Tentative junction point
16	Highest point of #1 metatarsal head
17	Cuneiform
30	Inside heel born point
<b>Calculated Point</b>	
18	Toe #1(big toe) contact point
19	Toe #5(little toe) contact point
20	Medial point of Heel Breadth
21	Lateral point of Heel Breadth
22	farthest point from Pternion
23	Arch1 (not supported)
24	Arch2 (not supported)
25	Highest point of Ballgirth Circ
26	Highest point of Instep Circ
27	Foot length point Pternion-CP axis
28	Most medial point of BallGirth
29	Most Lateral point of BallGirth
31	Upper point of the heel
32	Foot length point Pternion-#2
33	Metatarsal head axis
34	Highest point of Instep without the case of 50% of foot length
35	Upper point of heel angle
36	Lower point of heel angle
37	Foot bottom Point 1(around Heel bone) (not supported)
38	Foot bottom Point 2
44	Junction point
39	Tip of #1 toe
40	Tip of #2 toe
41	Tip of #3 toe
42	Tip of #4 toe
43	Tip of #5 toe

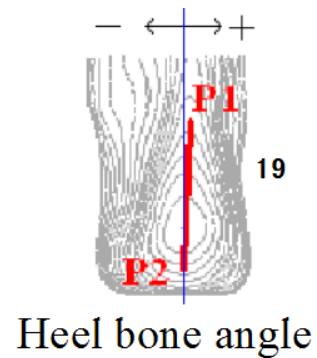
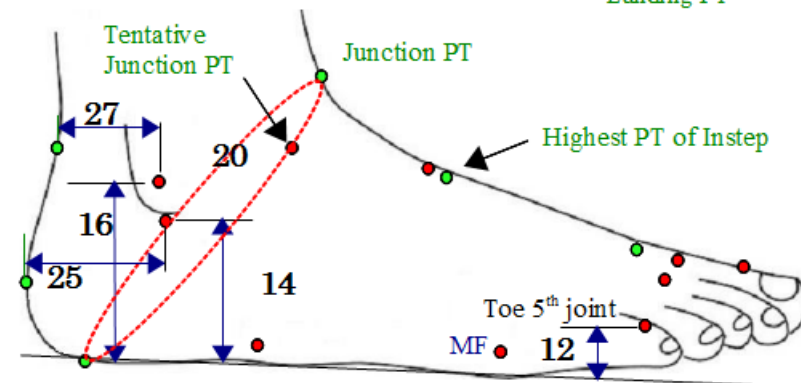
- Red color point is marker position
- Green color point is calculated point
- Blue color point is manual placement position



Measuring items	
0	Foot length
1	Ball Girth circumference
2	Foot breadth
3	Instep circumference
4	Heel breadth
5	Instep length
6	Fibulare Instep length
7	Height of Top of Ball Girth
8	Height of Instep (Default: 50% of foot length)
9	Toe #1 angle
10	Toe #5 angle
11	Toe #1 height
12	Toe #5 height
13	Height of Navicular
14	Height of Sphyrion fibulare
15	Height of Sphyrion
16	Height of the most lateral point of lateral malleolus
17	Height of the most medial point of medial malleolus
18	Arch length
19	Angle of heel bone
20	Heel Girth circumference
21	Horizontal Ankle circumference
22	Calf Circumference(height 230mm)
23	Foot breadth 2 Breadth perpendicular to foot axis
24	Heel - Sphyrion length
25	Heel - Sphyrion Fibulare length
26	Heel - Navicular length
27	Horizontal distance: Lateral malleolus-Achilles tendon
28	Horizontal distance: Medial malleolus-Achilles tendon
29	Horizontal distance : CP of L&M malleolus-Achilles tendon

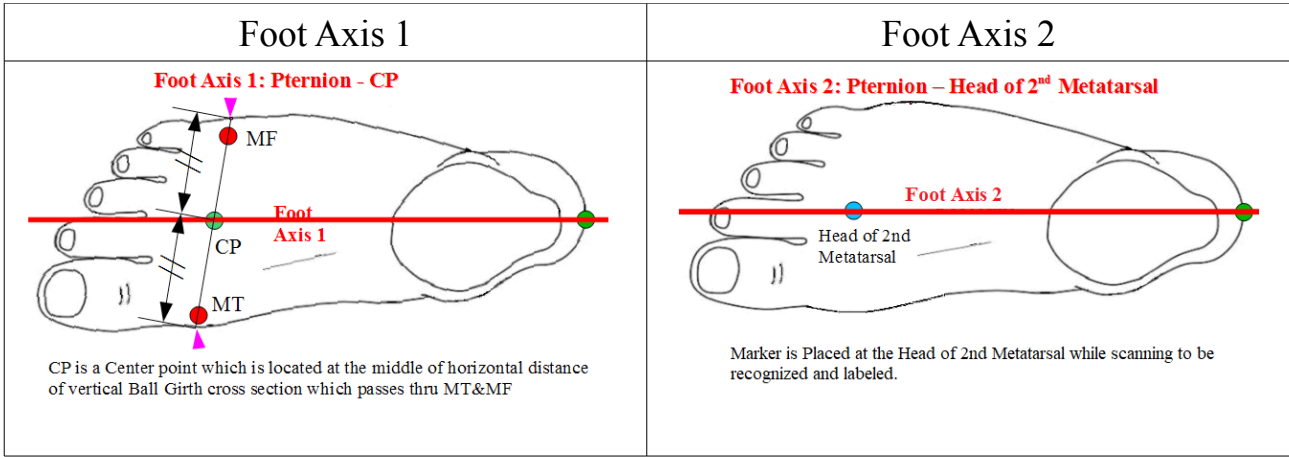


Foot Bottom

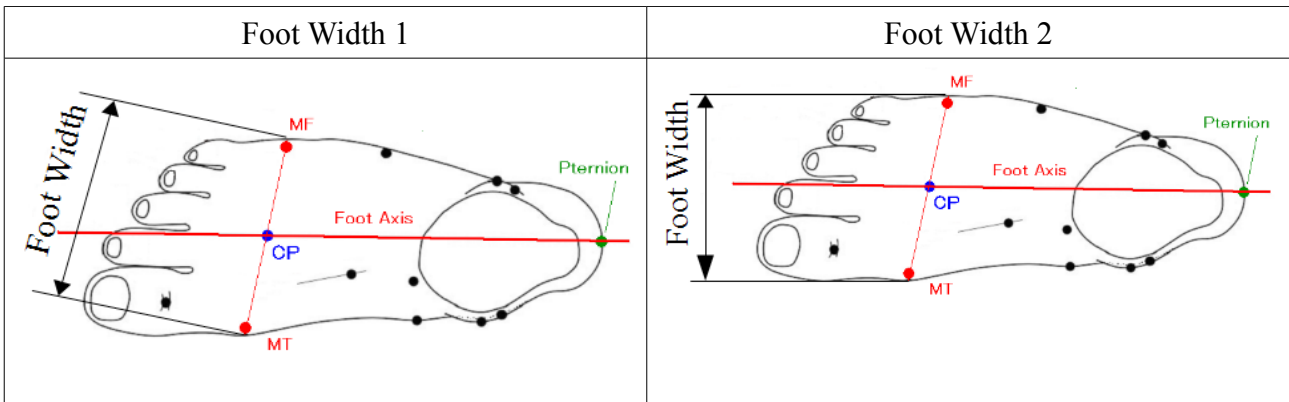


Heel bone angle

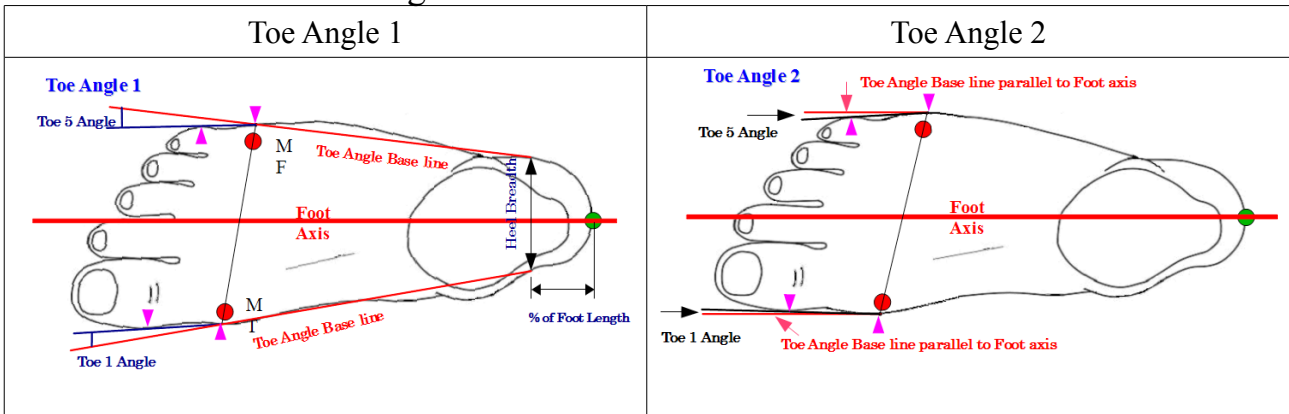
- Two choices of foot axis



- Two choices of foot width



- Two choices of toe angle



# I-Ware Laboratory Co.,Ltd.

1-10-9, Senba-Higashi,  
MINOH-City, OSAKA  
562-0035 JAPAN

<http://www.iwl.jp>  
[e-info@iwl.jp](mailto:e-info@iwl.jp)